





# FamilySearch Wiki: [wiki.familysearch.org](http://wiki.familysearch.org)

Community Services  
Family History Department

# Purpose of the Wiki

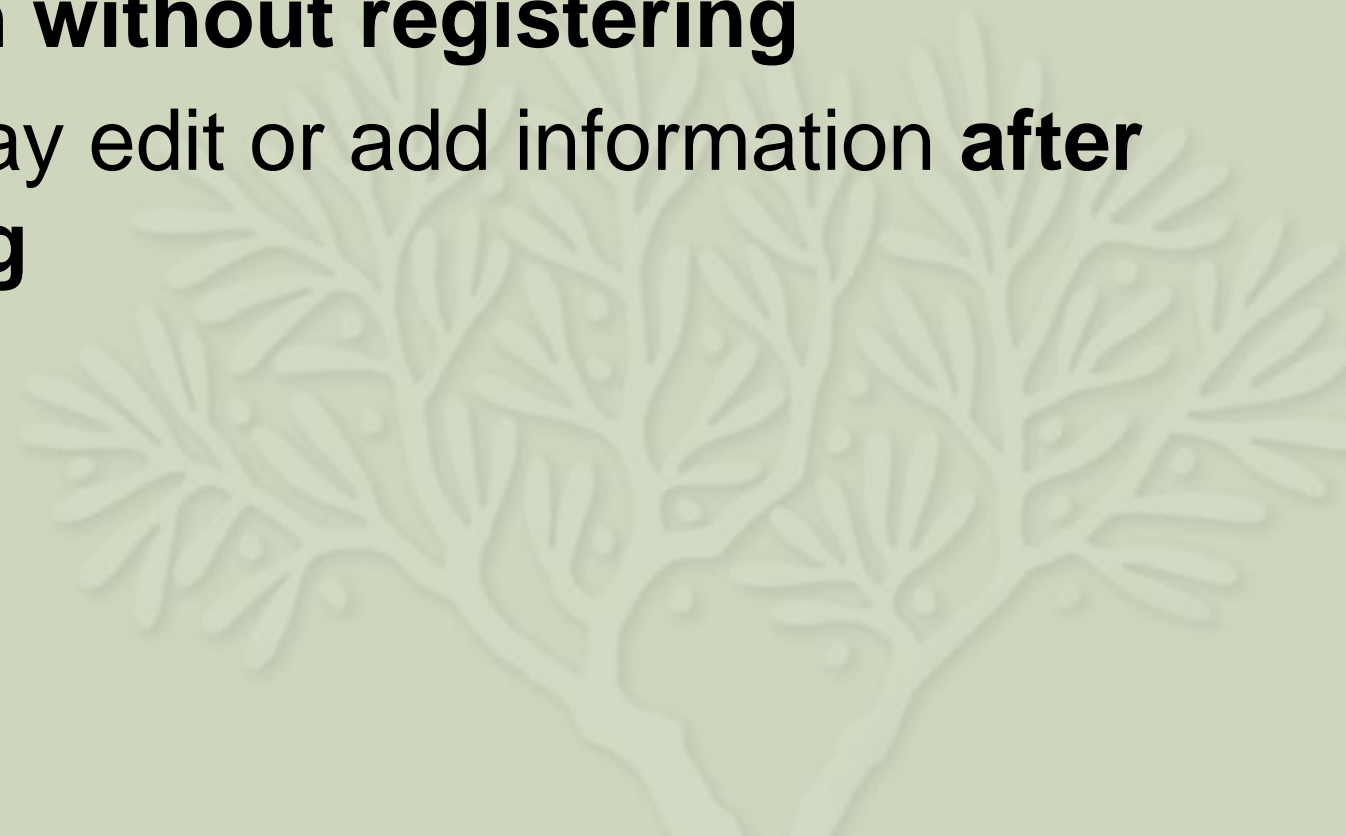
1. Provide genealogical research guidance

2. Allow genealogists to share knowledge with each other

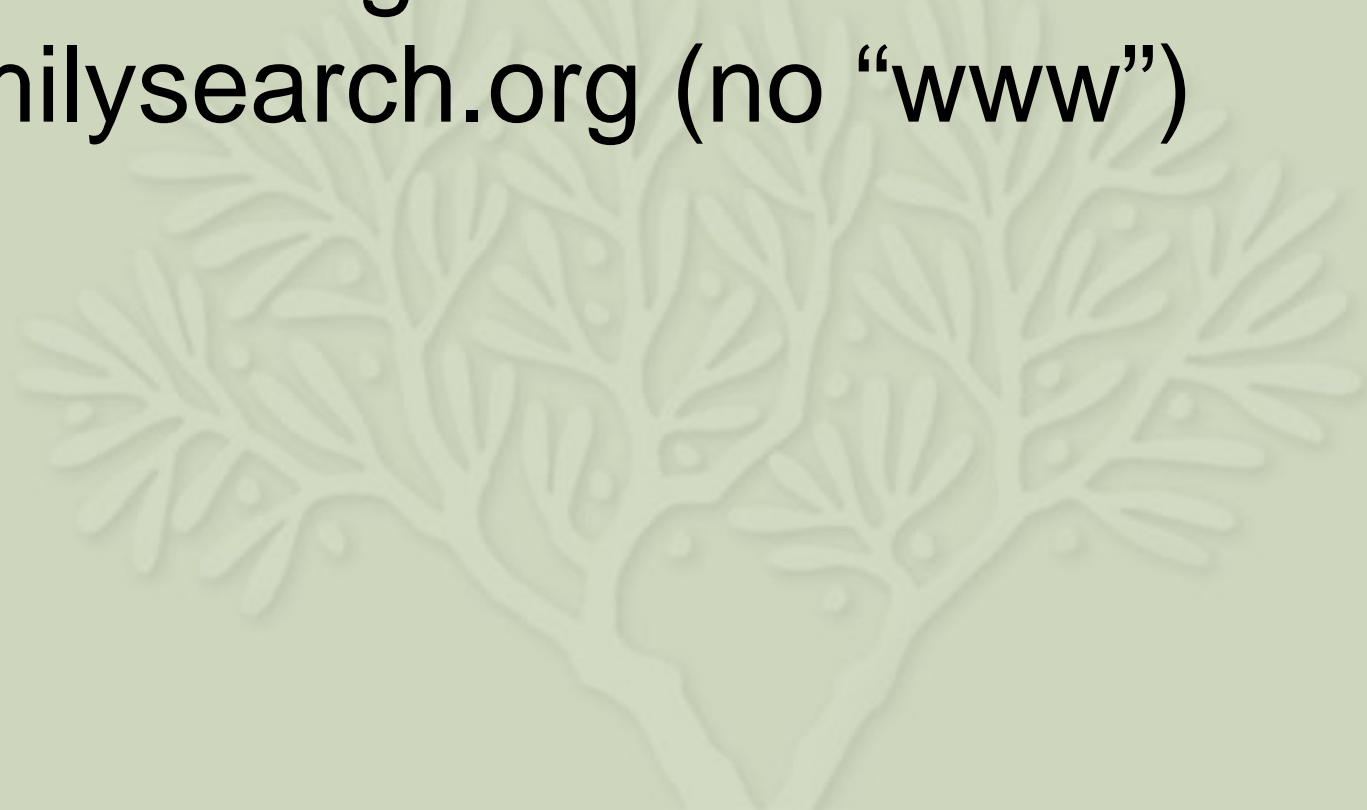
# Topics Covered in this presentation:

1. How to Register as a User
  2. Searching for Articles and Navigating through the Wiki
  3. How to Edit and Contribute Articles
- 

# What is a Wiki?

- ❖ A free online database
  - ❖ Anyone may search for answers or information **without registering**
  - ❖ Anyone may edit or add information **after registering**
- 

# 1. How to Register as a User wiki.familysearch.org (no “www”)



# Why Register?

- ❖ Users do not need to register to search for articles
- ❖ Registration is necessary to:
  - Edit almost any page
  - Add new pages or articles
  - Add helpful links to other websites
  - Add links to other pages in the wiki
  - Communicate with other contributors

## Research Wiki

Free family history research advice for the community, by the community

### Search for research articles

example: Iowa cemeteries

Or Find Articles by Country

- Denmark
- Germany
- United States
- England
- Scotland
- Wales
- ⊕ See All

### Main Page

#### ◀ Page

- Discussion
- View source
- History
- Edit
- Watch

### Navigation

- Go to the Main page
- Find articles by country
- Find articles by topic
- Learn how to get started on this site
- Guiding Principles
- Policies
- User group
- Forums
- Technical support
- Give your feedback

### Toolbox

- What links here

### News & Updates

To visit the FamilySearch Research Wiki, type “wiki.familysearch.org” into an Internet browser.



Username

Password

Sign In

Register

E-mail Password

### Search for research articles

Search

example: Iowa cemeteries

Or Find Articles by Country

- Denmark
- Germany
- United States
- England
- Scotland
- Wales
- ⊕ See All

History  
Edit  
Watch

### Navigation

- Go to the Main page
- Find articles by country
- Find articles by topic
- Learn how to get started on this site
- Guiding Principles
- Policies
- User group
- Forums
- Technical support
- Give your feedback

### Toolbox

- What links here

### News & Updates

Click Register in the upper right-hand corner of the screen.

comment by using link to

e!

add to existing articles or

## Research Wiki

Log in / create account

### Create account

Already have an account? [Log in.](#)

Username:

Password:

Retype password:

E-mail:

E-mail address is required.

Real name:

Real name is optional and if you choose to provide it this will be used for giving you attribution for your work.

Log in / create account

◀ Special

Edit

Watch

Search

Exact Match

[Report search problems](#)

### Navigation

- ▶ Go to the Main page
- ▶ Find articles by country
- ▶ Find articles by topic
- ▶ Learn how to get started on this site
- ▶ Guiding Principles
- ▶ Policies
- ▶ User group
- ▶ Forums
- ▶ Technical support

This will open the “Log in/create account” screen.

## Create account

Already have an account? [Log in.](#)

Username: User1

Password: ●●●●●●●●

Retype password: ●●●●●●●●

E-mail: user1@email.com

E-mail address is required.

Real name: John Brown

Real name is optional and if you choose to provide it this will be used for giving you attribution for your work.

☐ Remember my login on this computer

Create account

On the “Create Account” screen, type in a unique username.

## Create account

Already have an account? [Log in.](#)

Username:

Password:

Retype password:

E-mail:

E-mail address is required.

Real name:

Real name is optional and if you choose to provide it this will be used for giving you attribution for your work.

☐ Remember my login on this computer

**Create account**

Type in a password. Re-type the same password in the box below.

## Create account

Already have an account? [Log in.](#)

Username:

Password:

Retype password:

E-mail:

E-mail address is required.

Real name:

Real name is optional and if you choose to provide it this will be used for giving you attribution for your work.

☐ Remember my login on this computer

**Create account**

Next, type in an  
active e-mail address.

## Create account

Already have an account? [Log in](#).

Username:

Password:

Retype password:

E-mail:

E-mail address is required.

Real name:

Real name is optional and if you choose to provide it this will be used for giving you attribution for your work.

☐ Remember my login on this computer

**Create account**

Type in your real name.  
Your real name will not  
be viewable by other  
users in the wiki

## Create account

Already have an account? [Log in.](#)

Username:

Password:

Retype password:

E-mail:

E-mail address is required.

Real name:

Real name is optional and if you do not provide one, we will generate one for you.

☐ Remember my login on this computer

**Create account**

If you want the computer to “remember” your login, check the box next to “Remember my login on this computer.”

## Create account

Already have an account? [Log in.](#)

Username:

Password:

Retype password:

E-mail:

E-mail address is required.

Real name:

Real name is optional and if you choose not to provide one, we will generate a random name for you.

☐ Remember my login on this computer

**Create account**

Finally, click “Create account” to submit the information you just typed in.



## Research Wiki

### Login successful

A confirmation code was sent to your e-mail address. This code is not required to log in, but you will need to provide it before enabling any e-mail-based features in the wiki.

### Welcome, User1!

Your account has been created. Don't forget to change your FamilySearchWiki preferences.

Return to [Main Page](#).

[About Us](#) | [Contact Us](#) | [Conditions of Use](#) | [Privacy Policy](#)

Copyright ©2008 Intellectual Reserve, Inc. All rights reserved.



Creative Commons License



### Login successful

◀ [Special](#)

[Edit](#)

[Search](#)

[Exact Match](#)

[Report search problems](#)

### Navigation

- ▶ [Go to the Main page](#)
- ▶ [Find articles by country](#)
- [Find articles by topic](#)
- [Learn how to get started on this site](#)
- [Guiding Principles](#)
- [Policies](#)
- [User group](#)
- [Forums](#)
- [Technical support](#)
- [Give your feedback](#)

**Toolbox**

After successfully completing the registration form, the following screen will appear.



## Research Wiki

### Login successful

---

A confirmation code was sent to your e-mail address. This code is not required to log in, but you will need to provide it before enabling any e-mail-based features in the wiki.

### Welcome, User1!

Your account has been created. Don't forget to change your FamilySearchWiki preferences.

[Return to Main Page.](#)

Before your registration is complete, you will need to open the e-mail message sent to you by [support@familysearch.org](mailto:support@familysearch.org).

## **Remember:**

Before you can edit or contribute, you will need to open the e-mail message sent to you by [support@familysearch.org](mailto:support@familysearch.org), and click on the blue link in the e-mail.

# Sample E-mail message

From: support@familysearch.org  
To: user1@email.com  
Cc:  
Subject: FamilySearchWiki e-mail address confirmation

Sent: Mon 11/3/2008 8:19 AM

Someone, probably you, from IP address 10.64.7.55, has registered an account "User1" with this e-mail address on FamilySearchWiki.

To confirm that this account really does belong to you and activate e-mail features on FamilySearchWiki, open this link in your browser:

<http://wiki.familysearch.org/en/Special:Confirmemail/0e87d48ee98a99231f5d962cab146faa>

If this is *\*not\** you, don't follow the link.

This confirmation code will expire at 15:19, 10 November 2008.

Click on the link shown above to  
complete registration.



## Research Wiki

### Confirm E-mail address

---

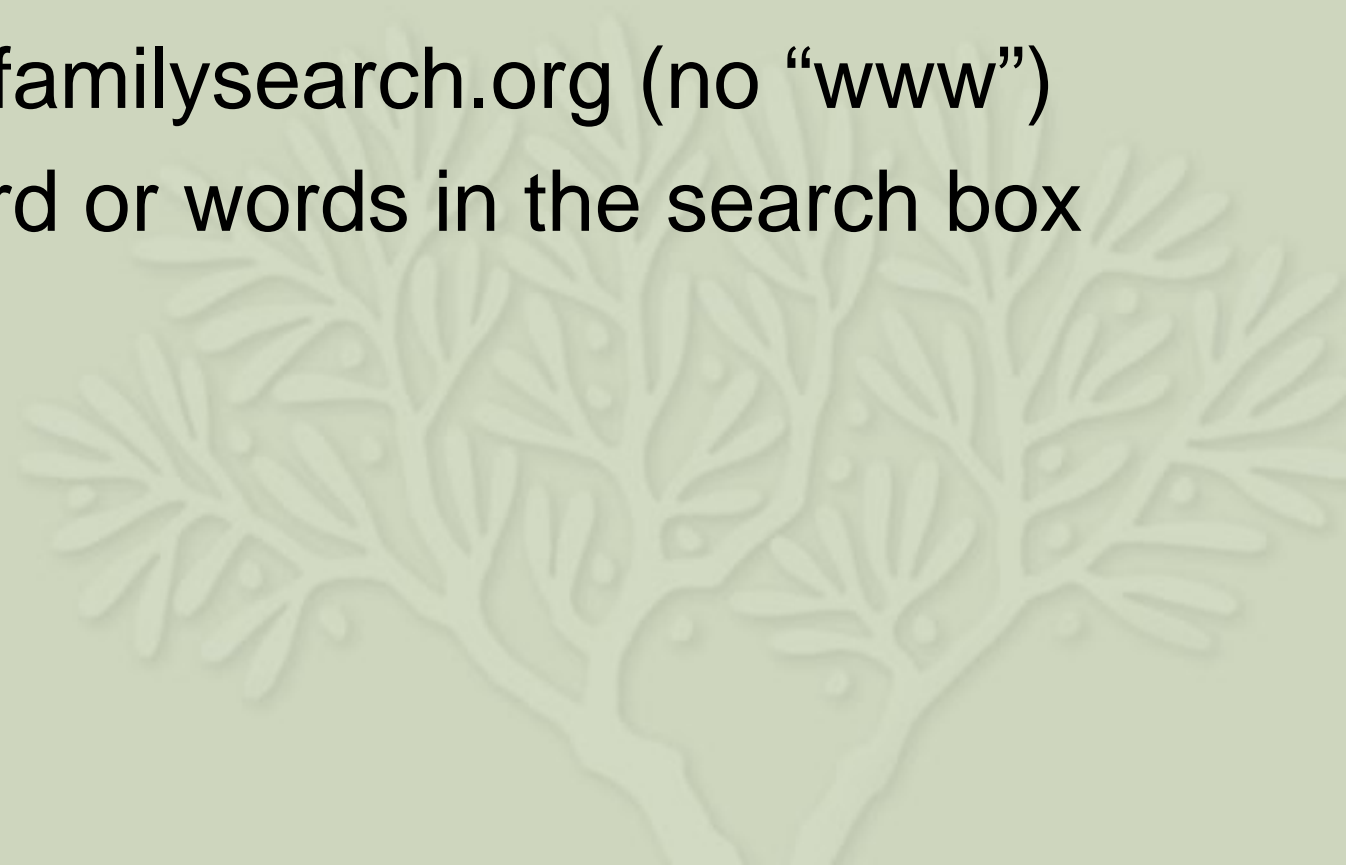
Your e-mail address has now been confirmed.

After clicking on the link in the e-mail message, the following screen will appear. This completes the registration process.

## 2. Searching for Articles and Navigating through the Wiki



# Search for Research Help

- ❖ Anyone can search for articles (no need to register)
  - ❖ Go to [wiki.familysearch.org](http://wiki.familysearch.org) (no “www”)
  - ❖ Type a word or words in the search box
- 

## Research Wiki

Free family history research advice for the community, by the community

### Search for research articles

Search

example: Iowa cemeteries

#### Or Find Articles by Country

- |           |            |                 |           |
|-----------|------------|-----------------|-----------|
| ▸ Denmark | ▸ Germany  | ▸ United States | ⊕ See All |
| ▸ England | ▸ Scotland | ▸ Wales         |           |

### News & Updates

Recently, some [minor changes](#) have been made to the look of site. Others are being considered. You can comment by using link to the [Wiki FamilySearch Wiki](#).

### Main Page

◀ Page

[Discussion](#)

[View source](#)

[History](#)

[Edit](#)

[Watch](#)

### Navigation

- [Go to the Main page](#)
- [Find articles by country](#)
- [Find articles by topic](#)
- [Learn how to get started on this site](#)
- [Guiding Principles](#)
- [Policies](#)

Welcome to the English version of the FamilySearch Wiki, an encyclopedia for Genealogical Research guidance and advice.



# Research Wiki

Free family history research advice for the community, by the community

## Search for research articles

example: Iowa cemeteries

*Or Find Articles by Country*

▸ [Denmark](#)

▸ [Germany](#)

▸ [United States](#)

[➤ See All](#)

▸ [England](#)

▸ [Scotland](#)

▸ [Wales](#)

To search for articles, type search words in the search box. For example, for help with research in Denmark, type the word “Denmark” in the search box, and then click “Search.”

## Research Wiki

### Portal:Denmark

(Redirected from [Denmark](#))



#### Denmark edit

Welcome to the Denmark Portal page!

FamilySearch Wiki is a community website dedicated to helping people throughout the world learn how to find their ancestors. Through the Denmark Portal page you can learn how to find, use, and analyze Danish records of genealogical value. The content is variously targeted to beginners, intermediate, and expert researchers.

Please visit the [help page](#) to learn more about using the site. The Denmark Portal Page is a work in progress, your contributions and [feedback](#) are essential!

#### Beginners Corner edit

- [Getting Started](#)
- [What's the next step?](#)
- [Finding your ancestor in the records](#)
- [Tips for Beginners](#)
- [Tips for Danish American Researchers](#)

#### Events edit

- [Dansk Mødekalender](#)
- [U.S. Events](#)

#### Portal:Denmark

##### ◀ Portal

[Discussion](#)

[View source](#)

[History](#)

[Edit](#)

[Watch](#)




[Report search problems](#)

All of the content on the FamilySearch Research Wiki is different. This page is called a portal page. A portal page is a gathering place for articles about a specific area or subject.

## Denmark

[edit](#)

Welcome to the Denmark Portal page!

FamilySearch Wiki is a community website dedicated to helping people throughout the world learn how to find their ancestors. Through the Denmark Portal page you can learn how to find, use, and analyze Danish records of genealogical value. The content is variously targeted to beginners, intermediate, and expert researchers.

Please visit the [help page](#) to learn more about using the site. The Denmark Portal Page is a work in progress, your contributions and [feedback](#) are essential!

## Beginners Corner

[edit](#)

- [Getting Started](#)
- [What's the next step?](#)
- [Finding your ancestor in the records](#)
- [Tips for Beginners](#)
- [Tips for Danish American Researchers](#)

## Events

[edit](#)

This page contains several links to information for beginning researchers in Denmark. These are listed in the “Beginners Corner.”

## Denmark

[edit](#)

Welcome to the Denmark Portal page!

FamilySearch Wiki is a community website dedicated to helping people throughout the world learn how to find their ancestors. Through the Denmark Portal page you can learn how to find, use, and analyze Danish records of genealogical value. The content is variously targeted to beginners, intermediate, and expert researchers.

Please visit the help page to learn more about using the site. The Denmark Portal Page is a work in progress, your contributions and feedback are essential!

## Beginners Corner

[edit](#)

- [Getting Started](#)
- [What's the next step?](#)
- [Finding your ancestor in the records](#)
- [Tips for Beginners](#)
- [Tips for Danish American Researchers](#)

## Events

[edit](#)

- [Dansk Mødekalendar](#)

“What’s the next step?” is the title of an article that may contain some helpful information.

## Research Wiki

### Danish Research: What's the next step?

[Back to Denmark Portal Page](#) ►

Select a specific relative or ancestor born in Denmark for whom you know a birth date in Denmark, and an approximate date when he or she lived there. It is also possible to select a relative born in Denmark.

As you look over your Family Group Records, or Pedigree Charts, ask yourself the following questions:

- The last person on a specific line of your Pedigree Chart.
- A missing parent on the Family Group Sheet
- A gap between the birth years of the children on a Family Group Record (e.g., 1850-1860 in between siblings).
- Finding the last children to the parents (during the Mothers' child bearing years).
- To find the birth date and place for an individual listed on the Family Group Record.
- Locating the marriage date and place for the parents on a Family Group Record.

For suggestions on finding an immigrant ancestor's birthplace, see the ["Emigration and Immigration"](#) section through the Denmark: Portal of the FamilySearch Wiki.

Next, decide what you want to learn about your ancestor, such as where and when he was married, or the names of his parents. You may want to ask an experienced researcher to help you select a goal that you can achieve.

Category: Denmark

This article suggests possible research goals for beginners. This article explains that Emigration or Immigration records may help a user locate an ancestor's birthplace.

#### Navigation

- [Go to the Main page](#)
- [Find articles by country](#)
- [Find articles by topic](#)
- [Learn how to get started on this site](#)
- [Guiding Principles](#)

# Research Wiki

## Danish Research: What's the next step?

[Back to Denmark Portal Page](#) ►

Select a specific relative or ancestor born in Denmark, and an approximate date when he or she was born in Denmark.

As you look over your Family Group Records, consider the following questions to be:

- The last person on a specific line of your Pedigree Chart.
- A missing parent on the Family Group Sheet.
- A gap between the birth years of the children (or a large gap in between siblings).
- Finding the last children to the parents (during the Mothers' child bearing years).
- To find the birth date and place for an individual listed on the Family Group Record without one.
- Locating the marriage date and place for the parents on a Family Group Record.

For suggestions on finding an immigrant ancestor's birthplace, see the ["Emigration and Immigration"](#) section through the Denmark: Portal of the FamilySearch Wiki.

Next, decide what you want to learn about your ancestor, such as where and when he was married, or the names of his parents. You may want to ask an experienced researcher to help you select a goal that you can achieve.

Notice the blue text on the page. This blue text links to another article in the FamilySearch Wiki. Click on this link to learn more about Danish Emigration and Immigration.

## Research Wiki

### Denmark: Emigration and Immigration

[Back to Denmark Portal Page](#) ►

Emigration and immigration sources list the names of people leaving (emigrating) or coming into (immigrating) a country. Danish emigration records can be a useful source of genealogical information. These records include the emigrants' names, ages, birthplaces, and residence.

These sources can be very valuable in helping you construct family groups. If you do not find your ancestor, People who lived near each other in Denmark some

Beginning in the 1820s, people emigrated from Denmark to America, and the islands of the South Pacific. Most went to the provinces of Canada. In the 1860s, large numbers of Danes came to the United States, and many settled in Utah. Emigration continued in the 1880s.

#### Passenger Lists

Most Danish emigrants left through the port of København. Passenger lists. These lists begin in 1869. The information in the lists includes names, occupations, and destinations. Relationships and last residence are also listed.

The original records of Copenhagen can be found at the national archive. The Family History Library has microfilm copies of these records dating from 1869 to 1911. You can also search the Copenhagen Emigration Records through <http://www.emiarch.dk/home.php3?l=en>.

You will find microform copies of the original Copenhagen emigration records by doing a Place search of the Family History Library Catalog under DENMARK - EMIGRATION AND IMMIGRATION.

The Copenhagen emigration records are divided into direct and indirect emigration. If, after leaving Copenhagen, a ship travelled

#### Denmark: Emigration and Immigration

◀ [Page](#)

[Discussion](#)

This article includes information about Danish Emigration and Immigration. Under the heading “Passenger Lists,” is another blue link. This link will send the user to a different website.

country

- [Find articles by topic](#)
- [Learn how to get started on this site](#)
- [Guiding Principles](#)
- [Policies](#)
- [User group](#)
- [Forums](#)



## Research Wiki

### Denmark: Emigration and Immigration

Back to [Denmark Portal Page](#) ►

Emigration and immigration sources list the names of people leaving (emigrating) or coming into (immigrating) a country. Danish emigration records can be a useful source of genealogical information. They are usually found as passenger lists. The information in these records includes the emigrants' names, ages, occupations, and destinations and often the places of birth and last places of residence.


These  
const  
Peop

Begin  
Amer  
provin  
to the  
1880s

From this page, you may also return to the Denmark Portal Page by using the link at the top of the page . . .

#### Passenger Lists

Most Danish emigrants left through the port of København (Copenhagen). The departure records from this port are called passenger lists. These lists begin in 1869. The information in them varies over time, but it usually includes the emigrants' names, ages, occupations, and destinations. Relationships and last residence or birthplace may also be given.

The original records of Copenhagen can be found at the national archive. The Family History Library has microfilm copies of these records dating from 1869 to 1911. You can also search the Copenhagen Emigration Records through: <http://www.emiarch.dk/home.php3?l=en> .

You will find microform copies of the original Copenhagen emigration records by doing a Place search of the Family History Library Catalog under DENMARK - EMIGRATION AND IMMIGRATION.

The Copenhagen emigration records are divided into direct and indirect emigration. If, after leaving Copenhagen, a ship travelled

#### Denmark: Emigration and Immigration

◀ Page

[Discussion](#)

[View source](#)

[History](#)

[Edit](#)

h

[Exact Match](#)

[Search problems](#)

#### Navigation

- [Go to the Main page](#)
- [Find articles by country](#)
- [Find articles by topic](#)
- [Learn how to get started on this site](#)
- [Guiding Principles](#)
- [Policies](#)
- [User group](#)
- [Forums](#)



## Research Wiki

### Denmark: Emigration and Immigration

[Back to Denmark Portal Page](#) ►

Emigration and immigration sources list the names of people leaving (emigrating) or coming into (immigrating) a country. Danish emigration records can be a useful source of genealogical information. They are usually found as passenger lists. The information in these records includes the emigrants' names, ages, occupations, and destinations and often the places of birth and last places of residence.

These sources can be very valuable in helping you determine where in Denmark your ancestor came from. They can also help in constructing family groups. If you do not find your ancestor, you may find emigration information about your ancestor's neighbors. People who lived near each other in Denmark sometimes settled together in the country they emigrated to.

Beginning in the 1820s, people emigrated from Denmark to destinations such as the United States, Canada, Australia, Latin America, and the islands of the South Pacific. Most early emigrants settled in the United States in the Midwest and the prairie provinces of Canada. In the 1860s, large numbers of Danish converts to The Church of Jesus Christ of Latter-day Saints emigrated to the United States, and many settled in Utah. Emigration from Denmark gradually increased in the 1870s, peaking in the early 1880s.

#### Passenger Lists

#### Denmark: Emigration and Immigration

◀ [Page](#)

[Discussion](#)

[View source](#)

[History](#)

[Edit](#)

[Watch](#)

[Start Genealogy](#)

[Search](#)

[Exact Match](#)

[Report search problems](#)

#### Navigation

[Go to the Main page](#)

[Find articles by  
country](#)

[Find articles by topic](#)

[Learn how to get  
started on this site](#)

[Guiding Principles](#)

[Policies](#)

► [User group](#)

► [Forums](#)

Or you may begin a new search.  
Notice that the search box has moved  
to the side navigation bar.

The Copenhagen emigration records are divided into direct and indirect emigration. If, after leaving Copenhagen, a ship travelled

or coming into (immigrating) a country. Danish  
usually found as passenger lists. The information in

You don't just have to  
search for names of places.  
For example, if you want to  
know how to start doing  
genealogy, search for "Start  
Genealogy."

ally increased in the 1970s, peaking in the early

departure records from this port are called passenger  
usually includes the emigrants' names, ages,  
ay also be given.

Family History Library has microfilm copies of these  
ion Records

Discussion

[View source](#)

[History](#)

[Edit](#)

[Watch](#)

Start Genealogy

Search

Exact Match

[Report search problems](#)

## Navigation

- [Go to the Main page](#)
- [Find articles by country](#)
- [Find articles by topic](#)

# Search

You searched for **start genealogy**

For more information about searching FamilySearchWiki, see [Help](#).

Results 1-20 of 384

1 2 3 4 5 6 7 8 9 10 11 Next »

- [How to Guess Where to Start](#)

...ealogy, starting research, how do I **start**, how to **start**)

...ntal guessing skills will help you get started on **genealogy** research. Each involves being able to guess some ...

Relevance: 100.0% - 2 KB (376 words) - 07:41, 29 July 2008

- [USGenWeb](#)

Notice how the search terms that appear in the article appear in red on the search results page.

# Research Wiki

## How to Guess Where to Start

---

Learn to guess names, places, dates, the best event in a person's life to research first, and how to guess sources for that event. (beginning family history, beginning genealogy, beginning research, getting started, starting family history, starting genealogy, starting research, how do I start, how to start)

Five fundamental guessing skills will help you get started on genealogy research. Each involves being able to guess some **additional** information based on what is already shown on a family group record.

So, the best way to start is to prepare a family group record showing everything you know about the family.

Then using the partly-completed family group record be able to:

1. **Guess a *spelling variation*** for every name on that family group.
2. Guess a *place* for every event on that family group.
3. Guess a *date* for every event on that family group.

Notice the colored text on the page. This article links to many other articles. To learn more about spelling variations, click on the text, "Guess a spelling variation."

## Guessing a Name Variation

Twenty ways to find an elusive name including using competing indexes, initials, abbreviations, middle names, nicknames, IGI standardized names, translations, letter substitutes, finding relatives, and searching the record without an index.

Just because an ancestor always spelled his name the same way, that does **NOT GUARANTEE** it was always spelled that way by a clerk or by an indexer. If your first search fails to find an ancestor, consider the possibility the name is spelled differently than you expect. In fact, experienced genealogists worry their skills are slipping if they are not finding several documents with unexpected spellings of the name.

Be prepared to hunt for elusive ancestors in a variety of ways and under a variety of name spellings.

### Contents [\[hide\]](#)

1 20 ways to find an elusive name.

1.1 Competing indexes.

1.2 Neighboring entries

1.3 Initials or abbreviations.

1.4 Middle name.

1.5 Nicknames.

1.6 Soundex vs. exact spelling search.

1.7 Surname only search

1.8 Given name only search

1.9 Unusual occupation search.

### Guessing a Name Variation

◀ Page

[Discussion](#)

[View source](#)

[History](#)

[Edit](#)

[Watch](#)

[Search](#)

[Exact Match](#)

[Report search problems](#)

### Navigation

▸ [Go to the Main page](#)

▸ [Find articles by country](#)

Clicking on the blue text opened another article.  
Notice the contents box on the page.

## Contents [\[hide\]](#)

### 1 20 ways to find an elusive name.

#### 1.1 Competing indexes.

#### 1.2 Neighboring entries

#### 1.3 Initials or abbreviations.

#### 1.4 Middle name.

#### 1.5 Nicknames.

#### 1.6 Soundex vs. exact spelling search.

#### 1.7 Surname only search

#### 1.8 Given name only search

#### 1.9 Unusual occupation search.

#### 1.10 International Genealogical Index (IGI) standardized surnames.

#### 1.11 Translated immigrant surname.

#### 1.12 Translated immigrant given name.

#### 1.13 Vowels.

#### 1.14 Double letters.

The contents box helps the user to quickly find information in the article. For example, click on *1.11 Translated immigrant surname*.

### Translated immigrant surname.

Some immigrants translate their surname into English. For example, *Schneider* means *Tailor*. If your ancestor was born in a foreign-language speaking nation, look for him under **both** the English and foreign-language version of the surname. Use dictionaries (such as German-English) to find possible name translations. For lists of such dictionaries use the [Family History Library Catalog Subject Search](#) for "language ."

### Translated immigrant given name.

Look for **both** foreign language and English versions of given names, for example, *Andrew* = *Andreas*. Get help from the given name dictionary in 25 languages: Wanda Janowowa, et. al., *Słownik Imion* [\[Wrocław \[Poland\]: Narodowy Imienia Ossolińskich Wydawnictwo, 1975.\]](#) [FHL INTL Reference 940 D4si; Fiche 6000839]

The user is directed to the part of the article that explains about translating immigrant surnames.

BAKER, try BAKKER.

### Transposed Letters.

Look for the elusive name under spellings with each of the first four letters transposed. For example, look for WIGHT under IWGHT, WGIHT, WIHGT, AND WIGTH.

### Misread letters.

Use the [Commonly Misread Letters Table](#)<sup>[2]</sup> to find letters which were possibly substituted in the spelling of the name. Using this table, the name CARTER might be under GARTER, EARTER, OARTER, CEARTER, CEIRTER, CAETER, CASTER and so forth.

### 3. How to Edit and Contribute Articles





## Research Wiki

Free family history research advice for the community, by the community

### Search for research articles

example: Iowa cemeteries

#### Or Find Articles by Country

- Denmark
  - Germany
  - United States
  - England
  - Scotland
  - Wales
- [⊕ See All](#)

### News & Updates

Recently, some minor changes have been made to the look of site. Others are being considered. You can comment by using link to the [Wiki Feedback & Suggestions forum](#).

### Main Page

#### ◀ Page

[Discussion](#)

[View source](#)

[History](#)

[Edit](#)

[Watch](#)

### Navigation

- [Go to the Main page](#)
- [Find articles by country](#)
- [Find articles by topic](#)
- [Learn how to get started on this site](#)
- [Guiding Principles](#)
- [Policies](#)
- [User group](#)

Whether one is interested in creating a new article, or editing an existing article, the first step is to sign in as a registered user in the Wiki.

## Research Wiki

Free family history research advice for the community, by the community

### Search for research articles

example: iowa cemeteries

Or Find Articles by Country

▸ [Denmark](#)

▸ [Germany](#)

▸ [United States](#)

⊕ [See All](#)

▸ [England](#)

▸ [Scotland](#)

▸ [Wales](#)

### Main Page

◀ [Page](#)

[Discussion](#)

[View source](#)

[History](#)

[Edit](#)

[Watch](#)

### Navigation

▸ [Go to the Main page](#)

▸ [Find articles by country](#)

▸ [Find articles by topic](#)

▸ [Learn how to get started on this site](#)

▸ [Guiding Principles](#)

▸ [Policies](#)

▸ [User group](#)

▸ [Forums](#)

▸ [Technical support](#)

▸ [Give your feedback](#)

### Toolbox

▸ [What links here](#)

▸ [Related changes](#)

▸ [Special pages](#)

### News & Updates

Recently, some minor changes have been made to the look of site. Others are being considered. You can comment by using link to

To edit an existing article or create a new article, first search for the desired title of the article.

doing family history. To learn more about the wiki, read [this page](#). If you are new to family history, please write an article and share it on the wiki. Read how

# Research Wiki

Free family history research advice for the community, by the community

## Search for research articles

example: Iowa cemeteries

*Or Find Articles by Country*

[▶ Denmark](#)

[▶ Germany](#)

[▶ United States](#)

[▶ See All](#)

Type a subject or title in the search box then click, “Search.”

## Research Wiki

## Search

You searched for **Clinton Indiana**For more information about searching FamilySearchWiki, see [Help](#).

## Results 1-8 of 8

- Clinton County, Indiana  
...}&nbsp;United States&nbsp; &gt; **Indiana&nbsp;&gt; Clinton** County  
**1830--Clinton** County was created 29 January 1830&nbsp;from Tipp...  
Relevance: 100.0% - 1 KB (134 words) - 20:23, 20 October 2008
- Clinton County, Indiana Research  
Guidance for doing research in **Clinton** County may be fruitless if you don't know where t...  
The first stop for research in **Clinton** County, **Indiana**, is the Frankfort Community Public Library. The F...  
Relevance: 93.9% - 579 B (83 words) - 09:57, 18 August 2008

## Search

[◀ Special](#)  
[Edit](#)[Report search problems](#)

## Navigation

- [Go to the Main page](#)
- [Find articles by country](#)
- [Find articles by topic](#)

If no article exists with the desired title or subject, clicking on the red words at the top of the page will create a new page with the exact title from those words that appear on the page.

## Results 1-8 of 8

- Clinton County, Indiana

...}&nbsp;United States&nbsp; &gt; Indiana&nbsp;&gt; Clinton County

1830--Clinton County was created 29 January 1830&nbsp;from Tipp...

Relevance: 100.0% - 1 KB (134 words) - 20:23, 20 October 2008

- Clinton County, Indiana Research

Guidance for doing research in Clinton County may be fruitless if you don't know where t...

The first stop for research in Clinton County, Indiana, is the Frankfort Community Public Library. The F...

Relevance: 93.9% - 579 B (83 words) - 09:57, 18 August 2008

- Indiana Land and Property

Portal:United States Land and Property&nbsp;&gt;Indiana

...Indiana became a state in 1816. Early settlers of Indiana obtained their land through grants issued by Fran...

By searching for titles first, contributors can avoid creating duplicate articles. Later we will show how to link these two articles together.

## Results 1-8 of 8

- Clinton County, Indiana

...}&nbsp;United States&nbsp; &gt; Indiana&nbsp;&gt; Clinton County

1830--Clinton County was created 29 January 1830&nbsp;from Tipp...

Relevance: 100.0% - 1 KB (134 words) - 20:23, 20 October 2008

- Clinton County, Indiana Research

Guidance for doing research in Clinton County may be fruitless if you don't know where t...

The first stop for research in Clinton County, Indiana, is the Frankfort Community Public Library. The F...

Relevance: 93.9% - 579 B (83 words) - 09:57, 18 August 2008

- Indiana Land and Property

Portal:United States Land and Property&nbsp;&gt;Indiana

Note that the date, relevancy, and number of words are also included in the search results. The second article is shorter, but was created earlier. We will look at this article.

## Research Wiki

### Clinton County, Indiana Research

Guidance for doing research in Clinton County may be fruitless if you don't know where to locate the records.

#### Introduction:

[\[edit\]](#)

The first stop for research in Clinton County, Indiana, is the Frankfort Community Public Library. The Frankfort Community Public Library has several amazing research tools, including a card-file index to obituaries, marriages, and death announcements from the late 1800s to present, a microfilmed newspaper collection, and court records that are indexed and organized, including a searchable database for court file packets.

Category: Indiana

This page was last modified 09:57, 18 August 2008. This page has been accessed 60 times.

#### Clinton County, Indiana Research

◀ [Page](#)

[Discussion](#)

[Edit](#)

[History](#)

[Move](#)

[Watch](#)

[Search](#)

[Exact Match](#)

[Report search problems](#)

This article is very short, and does not contain much information. First we will discuss how to edit this article.

The word edit appears in two places. The word “Edit” on the left will only edit the text below that heading. The word “Edit” in the sidebar will edit the entire page. We’ll use the sidebar edit option.

Don't know where to locate the records.

[edit]

Community Public Library. The Frankfort Community Public  
to obituaries, marriages, and death announcements from the  
records that are indexed and organized, including a searchable

## Clinton County, Indiana Research

◀ Page

Discussion

Edit

History

Move

Watch



## Research Wiki

### Editing Clinton County, Indiana Research



Guidance for doing research in Clinton County may be fruitless if you don't know where to locate the records.

#### Introduction:

The first stop for research in Clinton County, Indiana, is the Frankfort Community Public Library. The Frankfort Community Public Library has several amazing research tools, including a card-file index to obituaries, marriages, and death announcements from the late 1800s to present, a microfilmed newspaper collection, and court records that are indexed and organized, including a searchable database for court file packets.

[Category:Indiana](#)

#### Editing Clinton County, Indiana Research

◀ Page

[Discussion](#)

[Edit](#)

[History](#)

[Move](#)

[Watch](#)

[Report search problems](#)

The title at the top of the page has changed to “*Editing* Clinton County, Indiana Research.” Also, a box containing several icons appears at the top of the page.

## Editing Clinton County, Indiana Research



Guidance for doing research in Clinton County may be fruitless if you don't know where to locate the records.

### Introduction:

---

The first stop for research in Clinton County, Indiana, is the Frankfort Community Public Library. The Frankfort Community Public Library has several amazing research tools, including a card-file index to obituaries, marriages, and death announcements from the late 1800s to present, a microfilmed newspaper collection, and court records that are indexed and organized, including a searchable database for court file packets.

[Category:Indiana](#)

These icons appear on the page when the user is in the editing mode.

# Research Wiki

## Editing Clinton County, Indiana Research



Guidance for doing research in Clinton County may be fruitless if you don't know where to locate the records.

### Introduction:

The first stop for research in Clinton County, Indiana, is the [Frankfort Community Public Library](#). The Frankfort Community Public Library has several amazing research tools, including a card-file index to obituaries, marriages, and death announcements from the late 1800s to present, a microfilmed newspaper collection, and court records that are indexed and organized, including a searchable database for court file packets.

To add a link to the Frankfort Community Public Library website, highlight the text where you want to add the link or type new text, and then highlight that text.

## Research Wiki

## Editing Clinton County, Indiana Research



Guidance for doing research in Clinton County may be fruitless if you don't know where to locate the records.

## Introduction:

The first stop for research in Clinton County, Indiana, is the [Frankfort Community Public Library](#). The Frankfort Community Public Library has several amazing research tools, including a card-file index to obituaries, marriages, and death announcements from the late 1800s to present, a microfilmed newspaper collection, and court records that are indexed and organized, including a searchable database for court file packets.

Category:Indiana

Next, click on the “Insert/Edit Link” icon. It looks like a tiny Earth with two chain links in front of it.

The “Link” window will appear. Type in, or paste the website address into the “Link” box. This must include “http” at the beginning. Click “OK.”

Link -- Webpage Dialog

https://wiki.familysearch.org/en/extensions/FCKeditor/fckeditor/e

Link

Link

http://www.accs.net/fcpl/gen.htm

Automatic search results (external link... no search for it)

OK Cancel

https://wiki.familysearch.org/en/extensions/FCKeditor/fckeditor/e Internet

# Research Wiki

## Editing Clinton County, Indiana Research



Guidance for doing research in Clinton County may be fruitless if you don't know where to locate the records.

## Introduction:

The first stop for research in Clinton County, Indiana, is the [Frankfort Community Public Library](#). The Frankfort Community Public Library has several amazing research tools, including a card-file index to obituaries, marriages, and death announcements from the late 1800s to present, a microfilmed newspaper collection, and court records that are indexed and organized, including a searchable database for court file packets.

The words “Frankfort Community Public Library” are now colored blue in the editing screen. These changes have not yet been saved.

Guidance for doing research in Clinton County may be fruitless if you don't know where to locate the records.

## Introduction:

The first stop for research in Clinton County, Indiana, is the [Frankfort Community Public Library](#). The Frankfort Community Public Library has several amazing research tools, including a card-file index to obituaries, marriages, and death announcements from the late 1800s to present, a microfilmed newspaper collection, and court records that are indexed and organized, including a searchable database for court file packets.

[Category:Indiana](#) |

After saving the changes made to this page, clicking this new link will send users to another website. This is called an “external” link.

Please note that all contributions to FamilySearchWiki may be edited, altered, or removed by other contributors. If you don't want your writing to be edited mercilessly, then don't submit it here.

You are also promising us that you wrote this yourself, or copied it from a public domain or similar free resource (see [FamilySearchWiki:Copyrights](#) for details). **DO NOT SUBMIT COPYRIGHTED WORK WITHOUT PERMISSION!**

Summary:

☐ This is a minor edit ☐ Watch this page

**Save page**

Show preview

Show changes

Cancel | [Editing help](#) (opens in new window)

Edit  
History  
Move  
Watch

**Search**

**Exact Match**

[Report search problems](#)

### Navigation

- [Go to the Main page](#)
- [Find articles by country](#)
- [Find articles by topic](#)
- [Learn how to get started on this site](#)
- [Guiding Principles](#)
- [Policies](#)
- [User group](#)
- [Forums](#)
- [Technical support](#)
- [Give your feedback](#)

### Toolbox

- [What links here](#)
- [Related changes](#)
- [Special pages](#)
- [Upload file](#)

To save this page, scroll to the bottom of the page to locate the “Save page” button. Add text in the “Summary” box to describe the changes made. Click “Save Page.”

Please note that all contributions to FamilySearchWiki may be edited, altered, or your writing to be edited mercilessly, then don't submit it here.

You are also promising us that you wrote this yourself, or copied it from a reliable source (see FamilySearchWiki:Copyrights for details). DO NOT SUBMIT COPYRIGHTED CONTENT

Summary: Added Link

☐ This is a minor edit ☐ Watch this page

**Save page**

Show preview

Show changes

Cancel



## Research Wiki

### Clinton County, Indiana Research

Guidance for doing research in Clinton County may be fruitless if you don't know where to locate the records.

#### Introduction:

[\[edit\]](#)

The first stop for research in Clinton County, Indiana, is the [Frankfort Community Public Library](#). The Frankfort Community Public Library has several amazing research tools, including a card-file index to obituaries, marriages, and death announcements from the late 1800s to present, a microfilmed newspaper collection, and court records that are indexed and organized, including a searchable database for court file packets.

Category: Indiana

This page was last modified 09:57, 18 August 2008. This page has been accessed 69 times.

This is the edited page.

[Creative Commons License](#)

#### Clinton County, Indiana Research

◀ [Page](#)

[Discussion](#)

[Edit](#)

[History](#)

[Delete](#)

[Move](#)

[Protect](#)

[Watch](#)

[Search](#)

[Exact Match](#)


[Report search problems](#)

#### Navigation

[Go to the Main page](#)

# arch

ounty may be fruitless if you don't know where to locate the records.

ty, Indiana, is the Frankfort Community Public Library  The Frankfort Comm  
ls, including a card-file index to obituaries, marriages, and death announce  
spaper collection, and court records that are indexed and organized, including

The blue box and arrow next to the text “Frankfort Community Public Library” show that these words now link to another website.

## Results 1-8 of 8

- Clinton County, Indiana

...}&nbsp;United States&nbsp; &gt; Indiana&nbsp;&gt; Clinton County

1830--Clinton County was created 29 January 1830&nbsp;from Tipp...

Relevance: 100.0% - 1 KB (134 words) - 20:23, 20 October 2008

- Clinton County, Indiana Research

Guidance for doing research in Clinton County may be fruitless if you don't know where t...

The first stop for research in Clinton County, Indiana, is the Frankfort Community Public Library. The F...

Relevance: 93.9% - 579 B (83 words) - 09:57, 18 August 2008

- Indiana Land and Property

Portal:United States Land and Property&nbsp;&gt;Indiana

Linking two Wiki articles or pages together  
is similar to linking to another website.

| style="vertical-align: top" | Part of Clinton County was formed in 1839 from Centre Co.

D. L. ... 79.4% ... 40 KB (9247 ... ) ... 07:49, 24 A ... 1 0000

## Clinton County, Indiana Research

◀ Page

Discussion

Edit

History

Move

Watch

Don't know where to locate the records.

[edit]

Community Public Library. The Frankfort Community Public  
to obituaries, marriages, and death announcements from the  
con

To link two articles in the Wiki together, first open one of the articles, and click "Edit."

## Editing Clinton County, Indiana Research

Guidance for doing research in Clinton County may be fruitless if you don't know where to locate the records.

**Introduction:**

The first stop for research in Clinton County, Indiana, is the [Frankfort Community Public Library](#). The Frankfort Community Public Library has several amazing research tools, including a card-file index to obituaries, marriages, and death announcements from the late 1800s to present, a microfilmed newspaper collection, and court records that are indexed and organized, including a searchable database for court file packets.

[Category:Indiana](#) |

Highlight existing text, or type new text to help users understand why this link has been created.

Highlight existing text, or type new text to help users understand why this link has been created.

# Editing Clinton County, Indiana Research



Guidance for doing research in Clinton County may be fruitless if you don't know where to locate the records.

## Introduction:

The first stop for research in Clinton County, Indiana, is the [Frankfort Community Public Library](#). The Frankfort Community Public Library has several amazing research tools, including a card-file index to obituaries, marriages, and death announcements from the late 1800s to present, a microfilmed newspaper collection, and court records that are indexed and organized, including a searchable database for court file packets. [Learn more about Clinton County, Indiana](#),

[Category:Indiana](#) |

We have added the words, “Learn more about Clinton County, Indiana.”

# Editing Clinton County, Indiana Research



Guidance for doing research in Clinton County may be fruitless if you don't know where to locate the records.



## Introduction:




The first stop for research in Clinton County, Indiana, is the [Frankfort Community Public Library](#). The Frankfort Community Public Library has several amazing research tools, including a card-file index to obituaries, marriages, and death announcements from the late 1800s to present, a microfilmed newspaper collection, and court records that are indexed and organized, including a searchable database for court file packets. Learn more about [Clinton County, Indiana](#).

[Category:Indiana](#) |

Highlight the words that will become the link to the other article, and click on the “Insert/Edit Link” icon that looks like an Earth with two chain links.

Type the other article's title. After typing at least three characters, possible matches will appear below. Click on the correct article. Click "OK."

 **Link -- Webpage Dialog** 



 <https://wiki.familysearch.org/en/extensions/FCKeditor/fckeditor/e>  



**Link**

Link  
Cli|

Automatic search results (10 articles found)

- Amcliffe, \_Yorkshire
- [Click\\_here\\_for\\_additional\\_historical\\_background\\_of\\_Poland.](#)
- [Click\\_here\\_https://wiki.familysearch.org/en/Switzerland\\_Websites](#)
- Clinch\_County, \_Georgia
- Clinton\_County, \_Illinois
- Clinton\_County, \_Indiana**
- Clinton\_County, \_Indiana\_Research
- Clinton\_County, \_Iowa
- Clinton\_County, \_Kentucky
- Clinton\_County, \_Michigan

<https://wiki.familysearch.org/en/extensions/FCKeditor/fckeditor/e>  Internet  SS



The first stop for research in Clinton County, Indiana, is the [Frankfort Community Public Library](#). The Frankfort Community Public Library has several amazing research tools, including a card-file index to obituaries, marriages, and death announcements from the late 1800s to present, a microfilmed newspaper collection, and court records that are indexed and organized, including a searchable database for court file packets. Learn more about [Clinton County, Indiana](#).

[Category:Indiana](#)

Please note that all contributions to FamilySearchWiki may be edited, altered, or removed by other contributors. If you don't want your writing to be edited mercilessly, then don't submit it here.

You are also promising us that you wrote this yourself, or copied it from a public domain or similar free resource (see [Wikipedia:Copyrights](#) for more information). NO COPYRIGHT INFRINGEMENT! NO PERMISSION!

Once the page is saved, a link will exist between this article and another article in the FamilySearch Wiki.

(new window)

To save this page, scroll to the bottom of the page to locate the “Save page” button. Add text in the “Summary” box to describe the changes made. Click “Save Page.”

Please note that all contributions to FamilySearchWiki may be edited, altered, or removed by other contributors. If you don't want your writing to be edited mercilessly, then don't submit it here.

You are also promising us that you wrote this yourself, or copied it from a public domain or similar free resource (see FamilySearchWiki:Copyrights for details). **DO NOT SUBMIT COPYRIGHTED WORK WITHOUT PERMISSION!**

Summary: Added link.

☐ This is a minor edit ☐ Watch this page

**Save page**

Show preview

Show changes

Cancel | [Editing help](#) (opens in new window)

## Research Wiki

### Clinton County, Indiana Research

Guidance for doing research in Clinton County may be fruitless if you don't know where to locate the records.

#### Introduction:

[edit]

The first stop for research in Clinton County, Indiana, is the [Frankfort Community Public Library](#). The Frankfort Community Public Library has several amazing research tools, including a card-file index to obituaries, marriages, and death announcements from the late 1800s to present, a microfilmed newspaper collection, and court records that are indexed and organized, including a searchable database for court file packets. Learn more about [Clinton County, Indiana](#).

Category: Indiana

This page was last modified 00:17, 6 November 2008. This page has been accessed 70 times.

This is the finished page with a new internal link.

#### Clinton County, Indiana Research

◀ Page

[Discussion](#)

[Edit](#)

[History](#)

[Delete](#)

[Move](#)

[Protect](#)

[Watch](#)

[Search](#)

[Exact Match](#)

[Report search problems](#)

#### Navigation

▶ [Go to the Main page](#)

▶ [Find articles by](#)

# Research Wiki

## Clinton County, Indiana Research

---


Guidance for doing research in Clinton County may be fruitless if you don't know where to locate the records.

### Introduction:

The first stop for research in Clinton County, Indiana, is the [Frankfort Community Public Library](#). The Frankfort Community Public Library has several amazing research tools, including a card-file index to obituaries, marriages, and death announcements from the late 1800s to present, a microfilmed newspaper collection, and court records that are indexed and organized, including a database for court file packets. Learn more about [Clinton County, Indiana](#).

Category: [Indiana](#)

Notice the difference between the external link at the top of the page, and the internal link at the bottom of the page.



To learn more about the  
FamilySearch Research Wiki, please  
visit:  
[wiki.familysearch.org](https://wiki.familysearch.org) (no www.)

